



# Wakefield Park Raceway

## Round 3 : April 16 - 18



ASBK.COM.AU f t i y

Date: 16/04/21  
 Event: P06  
 Weather: Mostly sunny - Temp: 17.C  
 Track: Dry - Temp: 29.0C


### Practice 1


Started at: 11:35:59  
 Laps: 15 Min  
 Starters: 20  
 Printed at: 12:23


### CLASSIFICATION

Pos	No	Name	Machine	Fastest Lap	On Lap	Behind Leader	Behind Prev
1	72	Levi RUSSO (NSW) / bLU cRU Yamaha / FIM Oceania / Motul / MA / Pirelli / Ricondi / AGV	Yamaha YZF-R15	1:17.403	9 of 12		
2	26	Cameron SWAIN (QLD) / bLU cRU Yamaha / FIM Oceania / Motul / MA / Pirelli / Ricondi / AGV	Yamaha YZF-R15	1:17.438	12 of 12	.035	.035
3	41	Hudson THOMPSON (NSW) / bLU cRU Yamaha / FIM Oceania / Motul / MA / Pirelli / Ricondi / AGV	Yamaha YZF-R15	1:17.704	10 of 12	.301	.266
4	33	Jack FAVELLE (NSW) / bLU cRU Yamaha / FIM Oceania / Motul / MA / Pirelli / Ricondi / AGV	Yamaha YZF-R15	1:17.902	9 of 12	.499	.198
5	65	Nate O'NEILL (QLD) / bLU cRU Yamaha / FIM Oceania / Motul / MA / Pirelli / Ricondi / AGV	Yamaha YZF-R15	1:18.378	12 of 12	.975	.476
6	29	Hayden NELSON (NSW) / bLU cRU Yamaha / FIM Oceania / Motul / MA / Pirelli / Ricondi / AGV	Yamaha YZF-R15	1:18.382	9 of 11	.979	.004
7	46	William HUNT (NSW) / bLU cRU Yamaha / FIM Oceania / Motul / MA / Pirelli / Ricondi / AGV	Yamaha YZF-R15	1:18.708	10 of 11	1.305	.326
8	48	Valentino KNEZOVIC (NSW) / bLU cRU Yamaha / FIM Oceania / Motul / MA / Pirelli / Ricondi / AGV	Yamaha YZF-R15	1:19.066	10 of 11	1.663	.358
9	14	Harrison WATTS (QLD) / bLU cRU Yamaha / FIM Oceania / Motul / MA / Pirelli / Ricondi / AGV	Yamaha YZF-R15	1:19.576	10 of 11	2.173	.510
10	35	Varis FLEMING (VIC) / bLU cRU Yamaha / FIM Oceania / Motul / MA / Pirelli / Ricondi / AGV	Yamaha YZF-R15	1:19.743	8 of 11	2.340	.167
11	13	Marcus HAMOD (NSW) / bLU cRU Yamaha / FIM Oceania / Motul / MA / Pirelli / Ricondi / AGV	Yamaha YZF-R15	1:19.934	11 of 11	2.531	.191
12	68	Ryan LARKIN (VIC) / bLU cRU Yamaha / FIM Oceania / Motul / MA / Pirelli / Ricondi / AGV	Yamaha YZF-R15	1:20.026	11 of 11	2.623	.092
13	93	Tate McCCLURE (VIC) / bLU cRU Yamaha / FIM Oceania / Motul / MA / Pirelli / Ricondi / AGV	Yamaha YZF-R15	1:20.794	10 of 11	3.391	.768
14	74	Bodie PAIGE (QLD) / bLU cRU Yamaha / FIM Oceania / Motul / MA / Pirelli / Ricondi / AGV	Yamaha YZF-R15	1:20.874	11 of 11	3.471	.080
15	42	Riley NAUTA (QLD) / bLU cRU Yamaha / FIM Oceania / Motul / MA / Pirelli / Ricondi / AGV	Yamaha YZF-R15	1:21.065	9 of 11	3.662	.191
16	27	Toby JAMES (VIC) / bLU cRU Yamaha / FIM Oceania / Motul / MA / Pirelli / Ricondi / AGV	Yamaha YZF-R15	1:21.147	6 of 11	3.744	.082
17	18	Elijah ANDREW (NSW) / bLU cRU Yamaha / FIM Oceania / Motul / MA / Pirelli / Ricondi / AGV	Yamaha YZF-R15	1:21.660	11 of 11	4.257	.513
18	12	Nikolas LAKUSIC (QLD) / bLU cRU Yamaha / FIM Oceania / Motul / MA / Pirelli / Ricondi / AGV	Yamaha YZF-R15	1:24.648	9 of 10	7.245	2.988
19	40	Oliver SKINNER (TAS) / bLU cRU Yamaha / FIM Oceania / Motul / MA / Pirelli / Ricondi / AGV	Yamaha YZF-R15	1:24.691	11 of 11	7.288	.043

Current qualifying record for OJC class - 1:15.651 by Marianos NIKOLIS (NSW) on a Yamaha YZF-R15 set on 04/12/20

  
 Chief Timekeeper - Scott Lang

  
 Race Director - Tom Williams

  
 Clerk of Course - Paul Hinds



[www.computime.com.au](http://www.computime.com.au)  
 COMPUTIME RACE TIMING SYSTEMS PTY LTD





# Wakefield Park Raceway

## Round 3 : April 16 - 18



ASBK.COM.AU f t i y

Date: 16/04/21  
 Event: P06  
 Weather: Mostly sunny - Temp: 17.C  
 Track: Dry - Temp: 29.0C

### Practice 1

Started at: 11:35:59  
 Laps: 15 Min  
 Starters: 20  
 Printed at: 12:23

### LAP TIMES

No	Name	Lap 1	Lap 2	Lap 3	Lap 4	Lap 5	Lap 6	Lap 7	Lap 8	Lap 9	Lap 10
12	Nikolas LAKUSIC (QLD)	1:46.216	1:31.969	1:30.931	1:30.110	1:29.145	1:27.809	1:27.637	1:25.250	<b>1:24.648</b>	1:24.702
13	Marcus HAMOD (NSW)	1:41.040	1:25.982	1:22.530	1:21.478	1:21.228	1:22.679	1:21.448	1:21.123	1:22.093	1:20.369
		10	<b>1:19.934</b>								
14	Harrison WATTS (QLD)	1:39.032	1:24.489	1:23.154	1:22.461	1:23.539	1:22.219	1:21.808	1:20.906	1:20.557	<b>1:19.576</b>
		10	1:19.704								
18	Elijah ANDREW (NSW)	1:40.275	1:29.451	1:24.705	1:24.931	1:24.048	1:27.220	1:23.396	1:22.653	1:22.226	1:22.035
		10	<b>1:21.660</b>								
26	Cameron SWAIN (QLD)	1:43.794	1:21.121	1:19.401	1:17.689	1:19.493	1:19.069	1:17.505	1:21.192	1:17.873	1:17.831
		10	1:18.230	<b>1:17.438</b>							
27	Toby JAMES (VIC)	1:31.004	1:23.520	1:23.175	1:22.345	1:22.205	<b>1:21.147</b>	1:24.395	1:23.026	1:23.767	1:21.853
		10	1:21.732								
29	Hayden NELSON (NSW)	1:36.262	1:21.894	1:19.916	1:19.691	1:19.182	2:21.851	1:30.945	1:18.680	<b>1:18.382</b>	1:18.751
		10	1:19.973								
33	Jack FAVELLE (NSW)	1:38.207	1:22.969	1:21.214	1:19.912	1:19.735	1:20.045	1:18.983	1:19.041	<b>1:17.902</b>	1:18.656
		10	1:19.405	1:18.080							
35	Varis FLEMING (VIC)	1:42.588	1:54.018	1:27.251	1:20.307	1:20.930	1:20.082	1:20.085	<b>1:19.743</b>	1:20.053	1:20.136
		10	1:20.549								
40	Oliver SKINNER (TAS)	1:38.829	1:29.572	1:27.000	1:26.237	1:26.117	1:25.448	1:24.864	1:24.959	1:25.569	1:25.023
		10	<b>1:24.691</b>								
41	Hudson THOMPSON (NSW)	1:38.981	1:20.587	1:19.590	1:19.307	1:18.638	1:19.007	1:18.424	1:17.914	1:17.725	<b>1:17.704</b>
		10	1:17.875	1:18.237							
42	Riley NAUTA (QLD)	1:38.040	1:25.443	1:23.518	1:21.929	1:21.635	1:22.967	1:21.834	1:21.642	<b>1:21.065</b>	1:21.586
		10	1:21.629								
46	William HUNT (NSW)	1:32.965	1:21.592	1:23.508	1:21.741	1:19.173	1:20.920	1:20.157	1:19.542	1:19.229	<b>1:18.708</b>
		10	1:20.653								
48	Valentino KNEZOVIC (NSW)	1:40.101	1:27.812	1:21.918	1:20.679	1:21.751	1:22.333	1:21.319	1:21.109	1:19.900	<b>1:19.066</b>
		10	1:19.767								
65	Nate O'NEILL (QLD)	1:40.226	1:21.598	1:20.368	1:20.551	1:19.057	1:19.449	1:19.636	1:19.112	1:18.746	1:18.585
		10	1:20.255	<b>1:18.378</b>							
68	Ryan LARKIN (VIC)	1:35.537	1:23.779	1:22.533	1:22.370	1:21.428	1:21.474	1:51.069	1:26.032	1:21.198	1:20.112
		10	<b>1:20.026</b>								
72	Levi RUSSO (NSW)	1:31.339	1:21.692	1:21.026	1:19.952	1:21.245	1:21.071	1:17.947	1:18.622	<b>1:17.403</b>	1:17.616
		10	1:17.531	1:18.570							
74	Bodie PAIGE (QLD)	1:35.454	1:24.997	1:23.692	1:24.039	1:23.023	1:22.642	1:21.629	1:21.806	1:24.333	1:21.622
		10	<b>1:20.874</b>								
93	Tate McCLURE (VIC)	1:40.460	1:26.986	1:22.806	1:21.799	1:21.783	1:21.775	1:22.006	1:21.458	1:22.420	<b>1:20.794</b>
		10	1:20.863								

*Scott Laing*  
 Chief Timekeeper - Scott Laing

*Tom Williams*  
 Race Director - Tom Williams

*Paul Hinds*  
 Clerk of Course - Paul Hinds



www.computime.com.au  
 COMPUTIME RACE TIMING SYSTEMS PTY LTD





# Wakefield Park Raceway

## Round 3 : April 16 - 18



ASBK.COM.AU f t i y

Date: 16/04/21  
 Event: P06  
 Weather: Mostly sunny - Temp: 17.C  
 Track: Dry - Temp: 29.0C

### Practice 1

Started at: 11:35:59  
 Laps: 15 Min  
 Starters: 20  
 Printed at: 12:23

### SPLIT TIMES

Lap	Split 1	Split 2	Split 3	Lap Time	Lap	Split 1	Split 2	Split 3	Lap Time
<b>12 Nikolas LAKUSIC (QLD) (18th)</b>					7	23.516	29.851	30.029	1:23.396
1	36.797	36.147	33.272	1:46.216	8	23.733	29.208	29.712	1:22.653
2	25.879	33.370	32.720	1:31.969	9	<b>23.154</b>	29.515	29.557	1:22.226
3	26.168	32.648	32.115	1:30.931	10	23.350	29.054	29.631	1:22.035
4	25.529	32.597	31.984	1:30.110	11	23.448	<b>28.802</b>	<b>29.410</b>	<b>1:21.660</b>
5	25.285	32.274	31.586	1:29.145	<b>26 Cameron SWAIN (QLD) (2nd)</b>				
6	24.968	31.349	31.492	1:27.809	1	44.516	28.592	30.686	1:43.794
7	24.338	31.649	31.650	1:27.637	2	22.514	28.264	30.343	1:21.121
8	24.095	30.185	30.970	1:25.250	3	22.213	28.196	28.992	1:19.401
9	<b>24.087</b>	<b>29.840</b>	30.721	<b>1:24.648</b>	4	22.021	26.873	<b>28.795</b>	1:17.689
10	24.166	30.453	<b>30.083</b>	1:24.702	5	22.455	27.870	29.168	1:19.493
<b>13 Marcus HAMOD (NSW) (11th)</b>					6	22.015	27.804	29.250	1:19.069
1	37.472	32.919	30.649	1:41.040	7	21.909	26.589	29.007	1:17.505
2	23.885	31.382	30.715	1:25.982	8	23.589	27.922	29.681	1:21.192
3	23.084	29.424	30.022	1:22.530	9	22.108	26.663	29.102	1:17.873
4	22.879	28.784	29.815	1:21.478	10	<b>21.630</b>	26.890	29.311	1:17.831
5	<b>22.382</b>	28.039	30.807	1:21.228	11	22.240	26.958	29.032	1:18.230
6	23.036	29.947	29.696	1:22.679	12	22.037	<b>26.414</b>	28.987	<b>1:17.438</b>
7	23.038	28.537	29.873	1:21.448	<b>27 Toby JAMES (VIC) (16th)</b>				
8	22.745	27.869	30.509	1:21.123	1	29.212	30.746	31.046	1:31.004 P
9	23.525	28.930	<b>29.638</b>	1:22.093	2	23.765	29.743	30.012	1:23.520
10	22.469	28.103	29.797	1:20.369	3	23.597	29.284	30.294	1:23.175
11	22.737	<b>27.499</b>	29.698	<b>1:19.934</b>	4	23.422	28.834	30.089	1:22.345
<b>14 Harrison WATTS (QLD) (9th)</b>					5	23.622	<b>28.402</b>	30.181	1:22.205
1	33.008	33.566	32.458	1:39.032	6	<b>22.923</b>	28.544	<b>29.680</b>	<b>1:21.147</b>
2	24.464	29.336	30.689	1:24.489	7	24.809	28.890	30.696	1:24.395
3	23.730	29.218	30.206	1:23.154	8	23.238	29.218	30.570	1:23.026
4	23.470	28.589	30.402	1:22.461	9	23.519	29.054	31.194	1:23.767
5	23.294	29.284	30.961	1:23.539	10	23.215	28.739	29.899	1:21.853
6	23.085	29.157	29.977	1:22.219	11	23.304	28.515	29.913	1:21.732
7	23.570	28.460	29.778	1:21.808	<b>29 Hayden NELSON (NSW) (6th)</b>				
8	23.443	27.929	29.534	1:20.906	1	33.483	31.396	31.383	1:36.262 P
9	23.152	27.741	29.664	1:20.557	2	22.994	28.928	29.972	1:21.894
10	<b>22.601</b>	<b>27.445</b>	29.530	<b>1:19.576</b>	3	22.604	27.395	29.917	1:19.916
11	22.631	27.603	<b>29.470</b>	1:19.704	4	22.663	27.321	29.707	1:19.691
<b>18 Elijah ANDREW (NSW) (17th)</b>					5	22.454	26.979	29.749	1:19.182
1	34.905	33.469	31.901	1:40.275	6	23.155	27.557	1:31.139	2:21.851
2	25.531	32.304	31.616	1:29.451	7	33.234	27.845	29.866	1:30.945 P
3	24.132	29.949	30.624	1:24.705	8	22.352	26.886	29.442	1:18.680
4	23.842	29.900	31.189	1:24.931	9	<b>22.277</b>	<b>26.778</b>	<b>29.327</b>	<b>1:18.382</b>
5	23.781	29.485	30.782	1:24.048	10	22.292	26.856	29.603	1:18.751
6	23.530	32.020	31.670	1:27.220	11	22.805	27.636	29.532	1:19.973

*Scott Laing*  
 Chief Timekeeper - Scott Laing

*Tom Williams*  
 Race Director - Tom Williams

*Paul Hinds*  
 Clerk of Course - Paul Hinds



www.computime.com.au  
 COMPUTIME RACE TIMING SYSTEMS PTY LTD







# Wakefield Park Raceway

## Round 3 : April 16 - 18



ASBK.COM.AU f t i y

Date: 16/04/21

Event: P06

Weather: Mostly sunny - Temp: 17.C

Track: Dry - Temp: 29.0C

### Practice 1

Started at: 11:35:59

Laps: 15 Min

Starters: 20

Printed at: 12:23

### SPLIT TIMES

Lap	Split 1	Split 2	Split 3	Lap Time	Lap	Split 1	Split 2	Split 3	Lap Time
<b>33 Jack FAVELLE (NSW) (4th)</b>					5	22.462	27.073	29.103	1:18.638
1	34.226	32.126	31.855	1:38.207	6	22.367	27.442	29.198	1:19.007
2	24.338	28.800	29.831	1:22.969	7	22.312	26.947	29.165	1:18.424
3	22.815	28.367	30.032	1:21.214	8	22.112	26.767	29.035	1:17.914
4	22.677	27.522	29.713	1:19.912	9	22.246	26.776	<b>28.703</b>	1:17.725
5	22.840	27.189	29.706	1:19.735	10	22.154	<b>26.711</b>	28.839	<b>1:17.704</b>
6	22.178	27.957	29.910	1:20.045	11	22.218	26.829	28.828	1:17.875
7	22.373	27.073	29.537	1:18.983	12	<b>21.949</b>	27.189	29.099	1:18.237
8	22.332	26.832	29.877	1:19.041	<b>42 Riley NAUTA (QLD) (15th)</b>				
9	22.166	<b>26.650</b>	29.086	<b>1:17.902</b>	1	32.215	33.308	32.517	1:38.040
10	<b>21.934</b>	27.236	29.486	1:18.656	2	24.861	29.466	31.116	1:25.443
11	21.960	28.476	28.969	1:19.405	3	23.715	28.951	30.852	1:23.518
12	22.206	26.995	<b>28.879</b>	1:18.080	4	23.376	28.537	30.016	1:21.929
<b>35 Varis FLEMING (VIC) (10th)</b>					5	22.700	28.726	30.209	1:21.635
1	43.199	28.849	30.540	1:42.588 P	6	23.422	29.028	30.517	1:22.967
2	24.317	31.116	58.585	1:54.018	7	23.104	28.543	30.187	1:21.834
3	29.963	27.825	29.463	1:27.251 P	8	22.639	<b>28.064</b>	30.939	1:21.642
4	23.056	27.627	29.624	1:20.307	9	23.229	28.357	<b>29.479</b>	<b>1:21.065</b>
5	23.079	28.214	29.637	1:20.930	10	<b>22.597</b>	29.306	29.683	1:21.586
6	23.019	27.522	29.541	1:20.082	11	23.144	28.625	29.860	1:21.629
7	23.021	27.682	29.382	1:20.085	<b>46 William HUNT (NSW) (7th)</b>				
8	<b>22.918</b>	27.497	<b>29.328</b>	<b>1:19.743</b>	1	32.005	31.013	29.947	1:32.965
9	23.050	27.473	29.530	1:20.053	2	22.904	28.644	30.044	1:21.592
10	23.349	<b>27.429</b>	29.358	1:20.136	3	23.430	29.169	30.909	1:23.508
11	23.233	27.868	29.448	1:20.549	4	22.949	29.179	29.613	1:21.741
<b>40 Oliver SKINNER (TAS) (19th)</b>					5	22.552	<b>26.973</b>	29.648	1:19.173
1	31.901	33.795	33.133	1:38.829	6	22.516	28.184	30.220	1:20.920
2	25.882	31.408	32.282	1:29.572	7	22.814	27.419	29.924	1:20.157
3	24.606	30.787	31.607	1:27.000	8	22.796	27.386	<b>29.360</b>	1:19.542
4	24.540	30.462	31.235	1:26.237	9	22.428	27.398	29.403	1:19.229
5	24.355	30.407	31.355	1:26.117	10	22.192	27.149	29.367	<b>1:18.708</b>
6	24.428	30.138	<b>30.882</b>	1:25.448	11	<b>22.094</b>	28.959	29.600	1:20.653
7	24.170	29.637	31.057	1:24.864	<b>48 Valentino KNEZOVIC (NSW) (8th)</b>				
8	<b>24.110</b>	29.650	31.199	1:24.959	1	35.210	32.733	32.158	1:40.101
9	24.528	29.879	31.162	1:25.569	2	25.477	31.127	31.208	1:27.812
10	24.218	29.703	31.102	1:25.023	3	22.798	28.807	30.313	1:21.918
11	24.156	<b>29.530</b>	31.005	<b>1:24.691</b>	4	22.609	28.306	29.764	1:20.679
<b>41 Hudson THOMPSON (NSW) (3rd)</b>					5	22.749	28.765	30.237	1:21.751
1	34.611	32.876	31.494	1:38.981	6	23.280	29.011	30.042	1:22.333
2	23.341	28.026	29.220	1:20.587	7	23.088	28.414	29.817	1:21.319
3	22.940	27.605	29.045	1:19.590	8	22.852	28.462	29.795	1:21.109
4	22.528	27.781	28.998	1:19.307	9	22.677	27.737	29.486	1:19.900

*Scott Laing*  
Chief Timekeeper - Scott Laing

*Tom Williams*  
Race Director - Tom Williams

*Paul Hinds*  
Clerk of Course - Paul Hinds



www.computime.com.au  
COMPUTIME RACE TIMING SYSTEMS PTY LTD





# Wakefield Park Raceway

## Round 3 : April 16 - 18



ASBK.COM.AU f t i y

Date: 16/04/21  
 Event: P06  
 Weather: Mostly sunny - Temp: 17.C  
 Track: Dry - Temp: 29.0C

### Practice 1

Started at: 11:35:59  
 Laps: 15 Min  
 Starters: 20  
 Printed at: 12:23

### SPLIT TIMES

Lap	Split 1	Split 2	Split 3	Lap Time	Lap	Split 1	Split 2	Split 3	Lap Time
10	<u>22.493</u>	<u>27.531</u>	<u>29.042</u>	<u>1:19.066</u>	6	23.525	28.018	29.528	1:21.071
11	22.542	27.800	29.425	1:19.767	7	22.024	27.083	28.840	1:17.947
					8	22.213	27.077	29.332	1:18.622
<b>65 Nate O'NEILL (QLD) (5th)</b>					9	<u>21.976</u>	26.843	<u>28.584</u>	<u>1:17.403</u>
1	35.289	32.999	31.938	1:40.226 P	10	22.306	<u>26.670</u>	28.640	1:17.616
2	23.789	28.381	29.428	1:21.598	11	22.080	26.810	28.641	1:17.531
3	22.963	27.869	29.536	1:20.368	12	22.072	27.155	29.343	1:18.570
4	22.653	28.532	29.366	1:20.551					
5	22.376	27.303	29.378	1:19.057	<b>74 Bodie PAIGE (QLD) (14th)</b>				
6	22.373	27.432	29.644	1:19.449	1	30.753	32.533	32.168	1:35.454
7	22.411	27.289	29.936	1:19.636	2	24.136	29.853	31.008	1:24.997
8	22.243	27.105	29.764	1:19.112	3	23.910	29.334	30.448	1:23.692
9	22.343	27.039	29.364	1:18.746	4	24.362	29.332	30.345	1:24.039
10	<u>22.194</u>	26.960	29.431	1:18.585	5	23.452	29.108	30.463	1:23.023
11	22.661	28.211	29.383	1:20.255	6	23.354	29.004	30.284	1:22.642
12	22.318	<u>26.927</u>	<u>29.133</u>	<u>1:18.378</u>	7	23.111	28.449	30.069	1:21.629
					8	<u>22.589</u>	28.658	30.559	1:21.806
<b>68 Ryan LARKIN (VIC) (12th)</b>					9	23.565	30.869	29.899	1:24.333
1	32.616	31.572	31.349	1:35.537 P	10	22.902	28.848	29.872	1:21.622
2	23.530	29.486	30.763	1:23.779	11	23.074	<u>28.146</u>	<u>29.654</u>	<u>1:20.874</u>
3	23.144	28.987	30.402	1:22.533					
4	22.976	28.728	30.666	1:22.370	<b>93 Tate McCLURE (VIC) (13th)</b>				
5	23.558	28.089	29.781	1:21.428	1	34.595	32.943	32.922	1:40.460
6	22.967	28.451	30.056	1:21.474	2	25.222	30.385	31.379	1:26.986
7	23.815	28.687	58.567	1:51.069	3	23.014	29.120	30.672	1:22.806
8	27.877	28.062	30.093	1:26.032 P	4	22.863	28.635	30.301	1:21.799
9	23.292	27.918	29.988	1:21.198	5	22.894	28.577	30.312	1:21.783
10	22.776	<u>27.709</u>	29.627	1:20.112	6	22.932	29.131	29.712	1:21.775
11	<u>22.743</u>	27.773	<u>29.510</u>	<u>1:20.026</u>	7	23.809	28.549	<u>29.648</u>	1:22.006
					8	23.405	28.154	29.899	1:21.458
<b>72 Levi RUSSO (NSW) (1st)</b>					9	23.371	29.191	29.858	1:22.420
1	31.030	29.973	30.336	1:31.339	10	<u>22.518</u>	28.433	29.843	<u>1:20.794</u>
2	22.803	28.871	30.018	1:21.692	11	22.859	<u>28.113</u>	29.891	1:20.863
3	22.887	28.369	29.770	1:21.026					
4	22.695	27.868	29.389	1:19.952					
5	22.925	28.134	30.186	1:21.245					

*Scott Laing*  
 Chief Timekeeper - Scott Laing

*Tom Williams*  
 Race Director - Tom Williams

*Paul Hinds*  
 Clerk of Course - Paul Hinds



www.computime.com.au  
 COMPUTIME RACE TIMING SYSTEMS PTY LTD





# Wakefield Park Raceway

## Round 3 : April 16 - 18



ASBK.COM.AU f t i y

Date: 16/04/21  
 Event: P06  
 Weather: Mostly sunny - Temp: 17.C  
 Track: Dry - Temp: 29.0C

Practice 1

Started at: 11:35:59  
 Laps: 15 Min  
 Starters: 20  
 Printed at: 12:23

### FASTEST LAPS SEQUENCE

Race Time	No	Name	Machine	Fastest Lap	On Lap
1:32.601	27	Toby JAMES (VIC)	Yamaha YZF-R15	1:31.004	1
2:55.741	72	Levi RUSSO (NSW)	Yamaha YZF-R15	1:21.692	2
2:56.443	46	William HUNT (NSW)	Yamaha YZF-R15	1:21.592	2
3:01.866	41	Hudson THOMPSON (NSW)	Yamaha YZF-R15	1:20.587	2
4:19.241	29	Hayden NELSON (NSW)	Yamaha YZF-R15	1:19.916	3
4:21.456	41	Hudson THOMPSON (NSW)	Yamaha YZF-R15	1:19.590	3
4:27.986	26	Cameron SWAIN (QLD)	Yamaha YZF-R15	1:19.401	3
5:40.763	41	Hudson THOMPSON (NSW)	Yamaha YZF-R15	1:19.307	4
5:45.675	26	Cameron SWAIN (QLD)	Yamaha YZF-R15	1:17.689	4
9:41.742	26	Cameron SWAIN (QLD)	Yamaha YZF-R15	1:17.505	7
12:13.007	72	Levi RUSSO (NSW)	Yamaha YZF-R15	1:17.403	9

*Scott Lang*  
 Chief Timekeeper - Scott Lang

*Tom Williams*  
 Race Director - Tom Williams

*Paul Hinds*  
 Clerk of Course - Paul Hinds



www.computime.com.au  
 COMPUTIME RACE TIMING SYSTEMS PTY LTD





# Wakefield Park Raceway

## Round 3 : April 16 - 18



### OCEANIA JUNIOR CUP

#### Practice 1



ASBK.COM.AU f t i y

Date: 16/04/21  
 Event: P06  
 Weather: Mostly sunny - Temp: 17.C  
 Track: Dry - Temp: 29.0C

Started at: 11:35:59  
 Laps: 15 Min  
 Starters: 20  
 Printed at: 12:23

### BEST PARTIAL TIMES

Pos	Split 1		Split 2		Split 3		LAP		Ideal	Fastest
	Name	Time	Name	Time	Name	Time	Name	Time		
1	C. SWAIN	21.630	C. SWAIN	26.414	L. RUSSO	28.584	C. SWAIN	1:16.839	1:17.438	
2	J. FAVELLE	21.934	J. FAVELLE	26.650	H. THOMPSON	28.703	L. RUSSO	1:17.230	1:17.403	
3	H. THOMPSON	21.949	L. RUSSO	26.670	C. SWAIN	28.795	H. THOMPSON	1:17.363	1:17.704	
4	L. RUSSO	21.976	H. THOMPSON	26.711	J. FAVELLE	28.879	J. FAVELLE	1:17.463	1:17.902	
5	W. HUNT	22.094	H. NELSON	26.778	V. KNEZOVIC	29.042	N. O'NEILL	1:18.254	1:18.378	
6	N. O'NEILL	22.194	N. O'NEILL	26.927	N. O'NEILL	29.133	H. NELSON	1:18.382	1:18.382	
7	H. NELSON	22.277	W. HUNT	26.973	H. NELSON	29.327	W. HUNT	1:18.427	1:18.708	
8	M. HAMOD	22.382	V. FLEMING	27.429	V. FLEMING	29.328	V. KNEZOVIC	1:19.066	1:19.066	
9	V. KNEZOVIC	22.493	H. WATTS	27.445	W. HUNT	29.360	H. WATTS	1:19.516	1:19.576	
10	T. McCLURE	22.518	M. HAMOD	27.499	E. ANDREW	29.410	M. HAMOD	1:19.519	1:19.934	
11	B. PAIGE	22.589	V. KNEZOVIC	27.531	H. WATTS	29.470	V. FLEMING	1:19.675	1:19.743	
12	R. NAUTA	22.597	R. LARKIN	27.709	R. NAUTA	29.479	R. LARKIN	1:19.962	1:20.026	
13	H. WATTS	22.601	R. NAUTA	28.064	R. LARKIN	29.510	R. NAUTA	1:20.140	1:21.065	
14	R. LARKIN	22.743	T. McCLURE	28.113	M. HAMOD	29.638	T. McCLURE	1:20.279	1:20.794	
15	V. FLEMING	22.918	B. PAIGE	28.146	T. McCLURE	29.648	B. PAIGE	1:20.389	1:20.874	
16	T. JAMES	22.923	T. JAMES	28.402	B. PAIGE	29.654	T. JAMES	1:21.005	1:21.147	
17	E. ANDREW	23.154	E. ANDREW	28.802	T. JAMES	29.680	E. ANDREW	1:21.366	1:21.660	
18	N. LAKUSIC	24.087	O. SKINNER	29.530	N. LAKUSIC	30.083	N. LAKUSIC	1:24.010	1:24.648	
19	O. SKINNER	24.110	N. LAKUSIC	29.840	O. SKINNER	30.882	O. SKINNER	1:24.522	1:24.691	

*Scott Lang*  
 Chief Timekeeper - Scott Lang

*Tom Williams*  
 Race Director - Tom Williams

*Paul Hinds*  
 Clerk of Course - Paul Hinds



www.computime.com.au  
 COMPUTIME RACE TIMING SYSTEMS PTY LTD







# Wakefield Park Raceway





## Round 3 : April 16 - 18



### OCEANIA JUNIOR CUP

#### Practice 1



ASBK.COM.AU    

Date: 16/04/21  
Event: P06  
Weather: Mostly sunny - Temp: 17.C  
Track: Dry - Temp: 29.0C

Started at: 11:35:59  
Laps: 15 Min  
Starters: 20  
Printed at: 12:23


### RACE INFORMATION

---


Time	Description
------	-------------

---


11:35:59	Event Start
11:51:00	Chequered Flag
11:54:41	Event Finish



Chief Timekeeper - Scott Lang



Race Director - Tom Williams



Clerk of Course - Paul Hinds



[www.computime.com.au](http://www.computime.com.au)  
COMPUTIME RACE TIMING SYSTEMS PTY LTD

